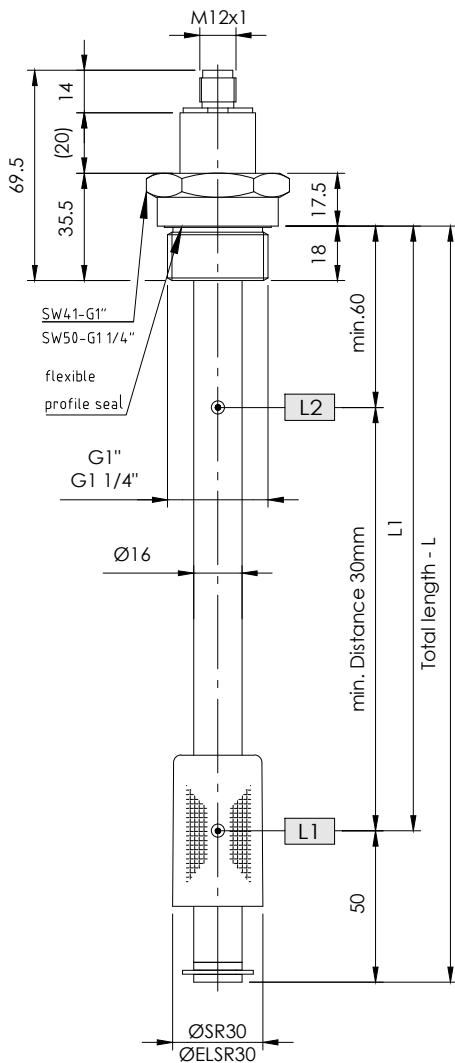


# NR 1" - 1 1/4" - TMA...

Level - temperature regulator for tank insert  
Temperature output 4-20mA

serial No. Date  
MA - GB - 300/A 04/24



Order code

## Specimen order

**NR1"-TMA-SR30-L250-01-L1/200/S-MS-M12**

Tank-connection:

G1"  
G1 1/4"

Float-Type

SR30  
ELSR30

Total Length-L  
switching tube (mm)

Level contact-Type

01 = fixed contact  
03 = adjustable - simple

Switching point L1-L2/  
mm from sealing edge

Ö=Öffner  
S = Schließer  
Function with  
increasing level

Plug socket connector:  
M12 - 24V  
6+PE-DIN 43651

Execution:

MS - Brass  
VA - Stainless steel  
Tank connection,  
Switching tube

Plug assignment

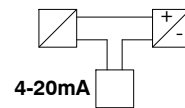
## Plug assignment

power supply

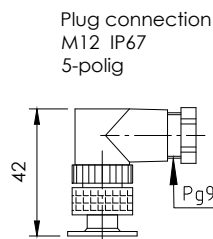
1 = Temperature  
2 = +24VDC

3 - 4 = L1  
3 - 5 = L2

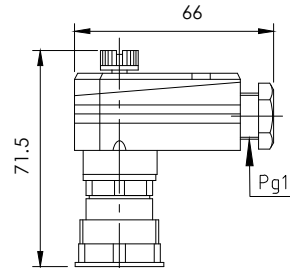
Temperature



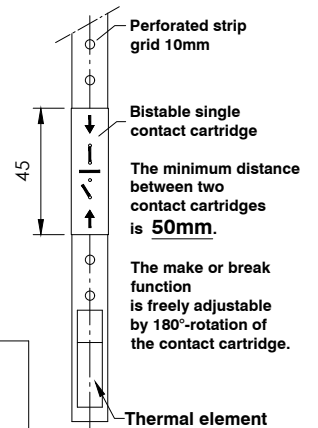
Connector variants



Plug connection  
6+PE IP65  
EN 175201-804  
(DIN 43651)



## Level contact -03-



## Description

The type NR 1", 1 1/4"-TMA... level controller for installation in tanks is a contactless - operating magnetic switch and is used for monitoring and controlling liquid levels and temperatures.

Bistable protective gas contacts are installed in the switch tube as cableless contact cartridges adjustable on a contact strip.

The contact cartridges can be retrospectively adjusted in height in increments of 10 mm.

In the case of fixed contacts, the contact distances and their function must be specified. Contact cartridges can be adjusted in height at a later date.

The break or make function can be changed by rotating the cartridge 180°.

The permanent magnet fitted in the float switches the contacts if the level changes. The switching difference (hysteresis) is 4 mm.

With the TMA version, the temperature-related signal output from a Pt100 mounted in the switch tube is converted to 4-20 mA by the built-in transducer.

The level controller is maintenance free in the absence of media that cause encrustation.

A protective circuit is to be provided for inductive consumers (free-wheeling diode/RC element).

The device must only be installed by specialists.

Max. viscosity 150mm<sup>2</sup>/S

## Technical data

Switch tube  
Connecting thread

Brass, Stainless steel, max. L = 2000mm  
Brass, Stainless steel, G 1", SW41  
Brass, Stainless steel, G 1 1/4", SW50

Nominal pressure  
Temperature of medium  
Float

1 bar max.  
100°C max.  
Hart-PU, Type: SR30  
Ceramic, Type: ELSR30

Level contacts  
Switching current  
Switching capacity  
Operating voltage  
Measuring range  
Thermal element  
Load

max. 2, 01 + 03, make / break  
Datasheet IN-D-003  
Datasheet IN-D-003  
12V ... 30V DC  
4-20 mA = 0-100°C  
Pt100  
RB =  $\frac{U-12V}{20mA}$

Installed position

Vertical ± 30°

Other temperature ranges on request.

Technical data



**GOLDAMMER**  
REGELUNGSTECHNIK GMBH

SCHÖLLERSHEIDER STR. 15  
POSTFACH 10 02 17  
D-40802 METTMANN

TELEFON 02104/12093  
TELEFAX 02104/12028

www.Goldammer-Regelungstechnik.com  
info@goldammer-regelungstechnik.com